

# Superior Safe Company



A STEP ABOVE THE REST

# SUPERIOR SAFE COMPANY

# UNTOUCHABLE SERIES

Superior Safe company will always exceed the industry standards because we understand that purchasing the right safe to protect your most valued items is very important. We welcome you to look at a Superior Safe and compare its quality and strength along with our warranty to any other safe on the market today. We know you will see the value immediately.

Our extensive knowledge on how to build top level security safes allow you to store your personal valuables and rest easy knowing that they are protected. Superior Safe models have been fire tested at an ASME-certified facility. Each safe is UL Security rated, and passes all industry standards set by Underwriters Laboratory, which is a renown non-profit consumer protection organization. Superior Safes are beautiful examples of high quality craftsmanship which would be a terrific addition to any room. All it takes is one look to realize that Superior Safes are a "Step Above the Rest."

## What to look for in a Superior Safe:



**The bolt count and bolt diameter:** Bigger is better, and the more bolts surrounding the door will increase door security.



**Layers of Insulation:** The amount of insulation used insures better fire ratings. Our insulation is installed properly without insulation cutouts.



**Four-Way Boltworks:** Provides the highest level of security. Door bolts must be positioned on all four sides of the door. Four-Way bolts are found in all of our models.



**Double or Triple-Step Door:** An exclusive design that provides extra door rigidity and increases fire resistance.



**Door Thickness:** Every Superior Safe door is constructed of two thick American-made steel plates with a double steel door edge reinforcement.



**Diamond Embedded Armor Plate™:** This is the ultimate in lock protection. Superior bonds industrial diamond to a 1/4" thick through-hardened tungsten steel to create the best lock protection on the market.



## TWO-TONE GLOSS



## TEXTURED FINISH



## Custom Features

- Thick 1/4" American-made steel body
- Exclusive Triple-Step™ design
- 1/2" Outer steel plate door
- Up to 22-1/2" bolts
- Four-way active boltworks
- Diamond Embedded Armor-Plate™
- Hell-Bender Mechanism
- Double-Steel Door Casement™
- Glass-Guard™ relock system
- LED lighting with motion sensor
- Custom door organizer
- External power supply cord

1865° F 110-MINUTE  
FIRE RATING



HELL-BENDER  
MECHANISM



TRIPLE STEP  
DOOR DESIGN



Safe Model	Dimensions WxHxD*	Outer Shell Thickness	Volume (Cubic Feet)	Approx. Weight (lbs)	Active Bolts	Door Plate Thickness	Body Thickness
UT-65	52½"x 73"x 30½"	1/4"	65 CF	2100	22-1½"	½"	2¾"
UT-55	45½"x 73"x 30½"	1/4"	55 CF	1900	20-1½"	½"	2¾"

# SUPREME SERIES



- BOLT**  
18- 1 1/2" DIAMETER
- FOUR-WAY**  
BOLT WORKS
- TRIPLE-STEP**  
DOOR
- DOOR**  
1/2" THICKNESS
- DIAMOND EMBEDDED**  
ARMOR-PLATE™

**TWO-TONE**

- SILVER BIRCH  
GREY
- GOLD DUST  
TAN
- GUNSMOKE  
GREY
- CHERRY  
TAN

**GLOSS**

- BLACK  
GREY
- BURGUNDY  
TAN
- PLATINUM  
GREY
- IVORY  
TAN

**TEXTURED FINISH**

- GRANITE  
GREY
- SANDSTONE  
TAN

1865° F 110-MINUTE  
FIRE RATING



NEW CUSTOM HANDLE



TRIPLE-STEP™  
DOOR

# IRONSIDE SERIES



- INSULATION**  
3 LAYERS
- FOUR-WAY**  
BOLT WORKS
- DOUBLE-STEP**  
DOOR
- DOOR**  
3/8" THICKNESS
- DIAMOND EMBEDDED**  
ARMOR-PLATE™

**TEXTURED FINISH**

- SANDSTONE  
TAN
- GRANITE  
GREY

1500° F 90-MINUTE  
FIRE RATING



DOUBLE-STEP™ DOOR

## Custom Features

- 3/16" American-made steel body
- Exclusive Triple-Step™ design
- Thick 1/2" multi-plate door
- Diamond Embedded Armor-Plate™
- Up to four layers of 5/8" fire wall
- Three fire seals
- Auto-Relock™ system
- Up to 18-1/2" active bolts
- Four-way active boltworks
- Internal Locking Detent
- Double-Steel Door Casement™
- Glass-Guard™ relock system
- UL security listed
- Custom door organizer
- External power supply cord

## Custom Features

- 3/16" American-made steel body
- Exclusive Double-Step™ design
- 3/8" Thick multi-plate door
- 3 layers of fire insulation
- Two fire seals
- Auto-Relock™ system
- Diamond Embedded Armor-Plate™
- Up to 22-1/2" active bolts
- Four-way active boltworks
- Internal Locking Detent
- Double-Steel Door Casement™
- UL security listed
- Custom door organizer
- External power supply cord



Safe Model	Dimensions WxHxD*	Outer Shell Thickness	Volume (Cubic Feet)	Approx. Weight (lbs)	Active Bolts	Door Plate Thickness	Body Thickness
SU-55	46"x73"x27"	3/16"	55 CF	1725	18-1/2"	1/2"	2 3/4"
SU-45	40"x67"x27"	3/16"	45 CF	1550	16-1/2"	1/2"	2 3/4"
SU-35	34"x67"x25"	3/16"	35 CF	1250	16-1/2"	1/2"	2 3/4"



Safe Model	Dimensions WxHxD*	Outer Shell Thickness	Volume (Cubic Feet)	Approx. Weight (lbs)	Active Bolts	Door Plate Thickness	Body Thickness
SI-95	66"x78 1/4"x34 1/2"	3/16"	95 CF	2000	22-1/2"	3/8"	2"
SI-75	56"x72 1/4"x34 1/2"	3/16"	75 CF	1850	22-1/2"	3/8"	2"
SI-60	50"x72 1/4"x34 1/2"	3/16"	65 CF	1725	22-1/2"	3/8"	2"

# MASTER SERIES



- INSULATION**  
3 LAYERS
- FOUR-WAY**  
BOLT WORKS
- DOUBLE-STEP**  
DOOR
- DOOR**  
3/8" THICKNESS
- DIAMOND EMBEDDED**  
ARMOR-PLATE™

**TWO-TONE**

- SILVER BIRCH  
GREY
- GOLD DUST  
TAN
- GUNSMOKE  
GREY
- CHERRY  
TAN

**GLOSS**

- BLACK  
GREY
- BURGUNDY  
TAN
- PLATINUM  
GREY
- IVORY  
TAN

**TEXTURED FINISH**

- GRANITE  
GREY
- SANDSTONE  
TAN

1500° F 90-MINUTE  
FIRE RATING



DOUBLE-STEP™ DOOR

### Custom Features

- 11-gauge American-made steel body
- Exclusive Double-Step™ door
- 3/8" Thick multi-plate door
- Two fire seals
- Up to 18-1/2" bolts
- Four-way active boltworks
- Three layers of fire insulation
- Superior Auto-Relock™ system
- Diamond Embedded Armor-Plate™
- Double-Steel Door Casement™
- UL security listed
- Custom door organizer
- External power supply cord

# VINTAGE SERIES



- 12 GAUGE**  
AMERICAN-MADE STEEL  
**BODY**
- FOUR-WAY**  
BOLT WORKS
- DOUBLE-STEP**  
DOOR
- DOOR**  
5/16" THICKNESS
- DIAMOND EMBEDDED**  
ARMOR-PLATE™

**GLOSS FINISH**

- BLACK  
GREY
- BURGUNDY  
GREY
- PLATINUM  
GREY
- IVORY  
GREY

**TEXTURED FINISH**

- GRANITE  
GREY
- SANDSTONE  
GREY

### Custom Features

- 12-gauge steel body
- Exclusive Double-Step™ door
- Two fire seals
- 5/16" Door thickness
- Up to 16-1/4" bolts
- Four-way active boltworks
- Superior Auto-Relock™ system
- Diamond Embedded Armor-Plate™
- Double-Steel Door Casement™
- UL security listed
- Custom door organizer

1500° F 75-MINUTE  
FIRE RATING



DOUBLE-STEP™ DOOR



Safe Model	Dimensions WxHxD*	Outer Shell Thickness	Volume (Cubic Feet)	Approx. Weight (lbs)	Active Bolts	Door Plate Thickness	Body Thickness
SM-50	44"x 72½"x 30½"	11 ga.	50 CF	1250	18-1½"	3/8"	2"
SM-40	38"x 67½"x 28½"	11 ga.	40 CF	1050	16-1½"	3/8"	2"
SM-25	32"x 60½"x 26½"	11 ga.	25 CF	850	14-1½"	3/8"	2"

Safe Model	Dimensions WxHxD*	Outer Shell Thickness	Volume (Cubic Feet)	Approx. Weight (lbs)	Active Bolts	Door Plate Thickness	Body Thickness
V-60	50" X 72" X 31"	12 ga.	60 CF	1275	18-1¼"	5/16"	2"
V-50	43" x 72" x 31"	12 ga.	55 CF	1075	16-1¼"	5/16"	2"
V-35	36" x 60" x 29"	12 ga.	35 CF	850	14-1¼"	5/16"	2"
V-25	30" x 60" x 27"	12 ga	25 CF	720	14-1¼"	5/16"	2"

# ENCORE SERIES

# SPORT



**12 GAUGE**  
AMERICAN MADE STEEL

**BODY**

**FOUR-WAY**  
BOLT WORKS

**DOUBLE-STEP**  
DOOR

**DOOR**  
**5/16"**  
THICKNESS

**DIAMOND EMBEDDED**  
ARMOR-PLATE

### GLOSS FINISH

BLACK  
GREY

BURGUNDY  
GREY

PLATINUM  
GREY

IVORY  
GREY

**TEXTURED FINISH**

GRANITE  
GREY

SANDSTONE  
GREY

**1350° F 60-MINUTE  
FIRE RATING**



5/16 THICK PLATE DOOR

### Custom Features

- 12-gauge steel body
- 5/16" thick multi-plate door
- Superior Auto-Relock™ system
- Diamond Embedded Armor-Plate™
- Four-way active boltworks
- Sargent & Greenleaf™ dial lock
- Double-Steel Door Casement™
- UL security listed
- Custom door organizer



**12 GAUGE**  
AMERICAN MADE STEEL

**BODY**

**FOUR-WAY**  
BOLT WORKS

**DOUBLE-STEP**  
DOOR

**DOOR**  
**1/4"**  
THICKNESS

### TEXTURED FINISH

SANDSTONE  
GREY

GRANITE  
GREY

### Custom Features

- 12-gauge steel body
- 1/4" Thick multi-plate door
- 8-1" active bolts
- Three-way active bolt works
- Superior Auto-Relock™ system
- Double-Steel Door Casement™
- Sargent & Greenleaf™ dial lock
- UL security listed

**1325° F 45-MINUTE  
FIRE RATING**



Safe Model	Dimensions WxHxD*	Outer Shell Thickness	Volume (Cubic Feet)	Approx. Weight (lbs)	Active Bolts	Door Plate Thickness	Body Thickness
SE-41	40"x60¼"x29½"	12 ga.	40 CF	875 lbs	10 - 1"	5/16"	13/8"
SE-31	37"x60¼"x25½"	12 ga.	31 CF	700 lbs	10 - 1"	5/16"	13/8"
SE-22	30"x60¼"x23½"	12 ga.	22 CF	525 lbs	10 - 1"	5/16"	13/8"
SE-17	24"x60¼"x22½"	12 ga.	19 CF	450 lbs	10 - 1"	5/16"	13/8"

Safe Model	Dimensions WxHxD*	Outer Shell Thickness	Volume (Cubic Feet)	Approx. Weight (lbs)	Active Bolts	Door Plate Thickness	Body Thickness
SP-21	28"x 60½"x22½"	12 ga.	20 CF	475 lbs	8 - 1"	1"	3/4"

# SS SAFE

# ACCESSORIES



**12 GAUGE**  
AMERICAN MADE STEEL

**BODY**

**FOUR-WAY**  
BOLT WORKS

**DOUBLE-STEP**  
**DOOR**

**DOOR**  
**1/4"**  
THICKNESS

### GLOSS FINISH

BLACK



GREY



BURGUNDY

GREY



PLATINUM

GREY

IVORY



GREY

### TEXTURED FINISH

SANDSTONE



GREY

GRANITE



GREY

L.E.D. Lighting  
Motion Sensor  
Activated



"HOT ROD"  
Electric Dehumidifier



"Lock Options"

Electronic



Standard



1350° F 60-MINUTE  
FIRE RATING



### Custom Features

- 12-gauge steel body
- 1/4" thick multi-plate door
- 8 - 1" active bolts
- Three-way active bolt works
- Superior Auto-Relock™ system
- Double-Steel Door Casement™
- Sargent & Greenleaf™ dial lock
- UL security listed



### INTERIOR OPTIONS

Collector



Standard



Executive



### PAINT OPTIONS

#### TWO-TONE FINISH

SILVER BIRCH



GOLD DUST



GUNSMOKE



CHERRY




#### TEXTURED FINISH

GRANITE



SANDSTONE




#### GLOSS FINISH

BLACK



BURGUNDY



PLATINUM



IVORY



Safe Model	Dimensions WxHxD*	Outer Shell Thickness	Volume (Cubic Feet)	Approx. Weight (lbs)	Active Bolts	Door Plate Thickness	Body Thickness
SS-12	26"x 40"x 23"	12 ga.	12 CF	325 lbs	8 - 1"	1"	3/4"
SS-9	24"x 30"x 23"	12 ga.	9 CF	275 lbs	8 - 1"	1"	3/4"


# WARRANTY



Superior Safe Company warrants each new safe to be free from defects in material and workmanship for the lifetime of the original purchaser. Where primary coverage does not apply, Superior Safe will repair or replace (at our option) any safe broken into by forced entry, or damaged by unlawful break-in attempt or damaged in a fire. Superior Safe will have a dealer or locksmith assess the damage and determine whether the safe can be repaired. Superior Safe will cover the shipping charges.

Superior Safe electronic locks are covered for two years; mechanical locks are covered by a 5 year warranty. See warranty for more details.



Superior Safes only available through authorized Superior Safe dealers.



Superior Safe Company  
2055 South Tracy Hall Parkway, Provo, UT 84606  
sales@superiorgunsafes.com    
www.superiorgunsafes.com

©2013 Superior Safe Company